






# Thyme is Honey's iPhone Efficiency Tips

 <b>Spacebar Trackpad</b>	<p>When typing, simply long press on your spacebar until the keyboard disappears, then drag your finger to navigate like a trackpad.</p>
 <b>Text Replacement</b>	<p>Settings &gt; General &gt; Keyboard &gt; Text Replacement &gt; Tap the + in the right. Add the longer message into "phrase" and the trigger word into "shortcut".</p>
 <b>Photo Search</b>	<p>Open photos app &gt; click the magnifying glass in bottom right &gt; add your search query (location, keyword, dates etc.)</p>
 <b>Swipe mode</b>	<p>When typing a message, drag your finger from key to key instead of tapping. Pick your finger up between words but not letters.</p>
 <b>Quick Access Photos</b>	<p>To quickly attach a photo when composing a text, long-press the "+" that appears to the left of the keyboard. It'll open your photo album with one (long) tap.</p>